

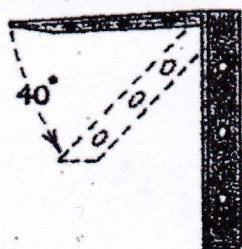
CUT HOLE:
 $5\frac{1}{4}$ " Diameter for $3 \times 4\frac{1}{2}$ " Landscape Timber
 $4\frac{1}{2}$ " Diameter for $3\frac{1}{2}$ " Highway Pole

CONE GUARD

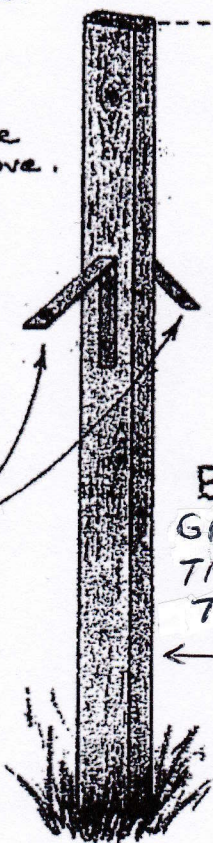
SUPPORT BRACKET

6" or 8" - Steel

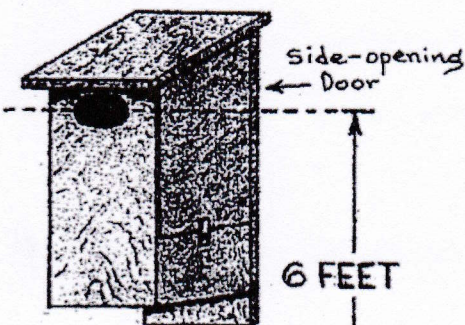
Place in vise and pound right-angled arm down to 40° , or purchase ready-made, as above.



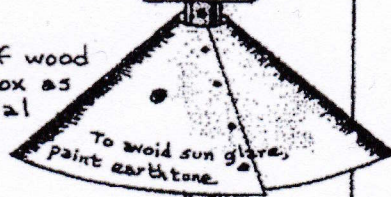
Bolt two 40° angle brackets to pole, for supporting cone.



Add 4-5" of wood shavings in box as nest material



6 FEET



Pole Option #1
 GREEN/SOIL
 TREATED
 TIMBERS
 ONLY

Pole Option #2

Highway
 Stop-Sign Pole